



MONTHLY MEMBERSHIP PROGRESS REPORT

District 8 O

Results as of: 05/31/2018

GMT: JOE AL PICONE

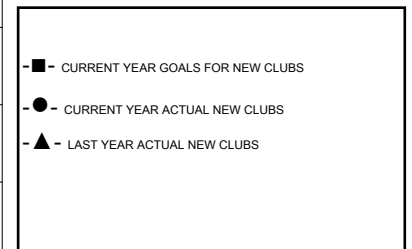
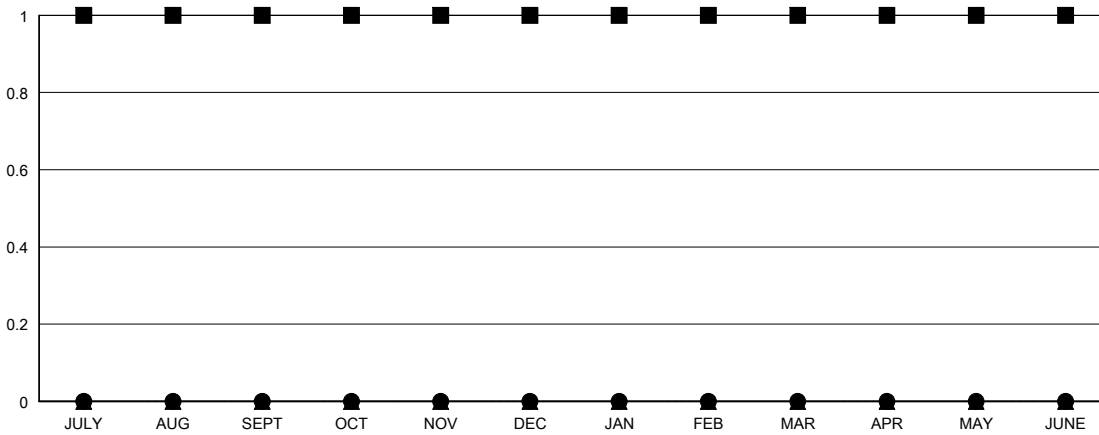
LOCATION LOUISIANA

GMT CA

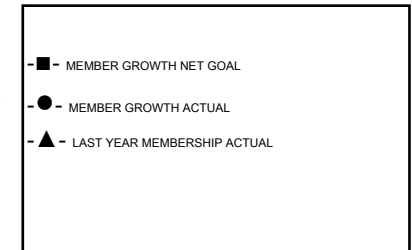
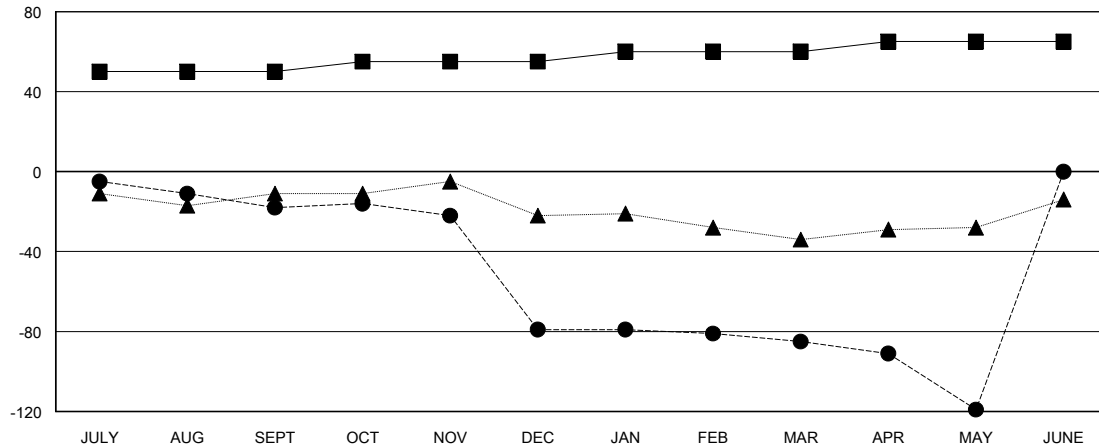
Clubs			
RESULTS FOR 2017-2018			
QUARTER	NEW CLUB GOAL	NEW CLUBS	DROPPED CLUBS
JULY/AUG/SEPT	1	0	0
OCT/NOV/DEC	0	0	4
JAN/FEB/MAR	0	0	0
APR/MAY/JUNE	0	0	0

Members			
RESULTS FOR 2017-2018			
QUARTER	MEMBER GROWTH NET GOAL	MEMBER GROWTH ACTUAL	DROPPED MEMBERS ACTUAL (including transfers)
JULY/AUG/SEPT	50	17	34
OCT/NOV/DEC	5	9	70
JAN/FEB/MAR	5	11	17
APR/MAY/JUNE	5	13	47

GOALS AND ACTUAL NEW CLUBS CUMULATIVE



GOALS AND ACTUAL MEMBERS CUMULATIVE



DROPPED CLUBS: 4

14 CLUBS OF 29 ADDED 1 OR MORE NEW MEMBERS

GENDER DISTRIBUTION	
MALE	441 (67.74%)
FEMALE	210 (32.26%)
Women Percentage Fiscal Year Goal: 40%	

DROPPED MEMBERS	
DECEASED	8
CLUB CANCELLED	56
OTHER	104
TOTAL	168

[CLICK HERE FOR CUMULATIVE MEMBERSHIP DATA](#)

TOTAL FAMILY UNIT MEMBERS	128
FAMILY MEMBERS PAYING HALF DUES	66